

## PRO-OPTIONS TABLE



- Designed to allow you to customize to meet your specific needs... it is as easy as 1-2-3.
- Choose your cabinet style – open cabinets on both sides of table or cabinets on one side of table with solid back.
- Add optional elevating split leg feature and/or gas-spring backrest.
- Customize each compartment with any of five possible options (some restrictions).
- 2" thick high-density foam upholstered tops.
- 3mm high-impact PVC edges on all doors and drawer fronts.
- Laminate – Natural Oak and Wild Cherry
- Upholstery – 10 Pro-Form™ vinyl colors

MODEL	LENGTH	WIDTH	HEIGHT
A9075	78"	30"	31"
A9078	78"	30"	31"

### MODEL A9075

Shown with options:

A962– (2) Doors, A963 – Pass thru drawer  
A966 – (3) Drawers, 69 – Gas Spring Backrest, A961 – Split Leg



### STEP 1 — Choose your cabinet style:

- ☐ A9075 - Open Cabinet Both Side
- ☐ A9078 - Cabinet with Solid Back

### STEP 2 — Choose your top options:

- ☐ Flat Top (standard)
- ☐ 69 - Gas-Spring Backrest, 0° to 75°
- ☐ A961 - Elevating Split Legs



### STEP 3 — Customize your compartments with any of the following options:

(standard compartment configuration is open with (1) adjustable shelf)



**A962 Double Doors**

Includes (1) adjustable shelf



**A963 Pass-Thru Modality Drawer**

A9075 only - includes grommets for cord management



**A964 Modality Drawer**

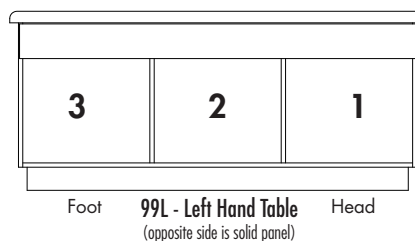
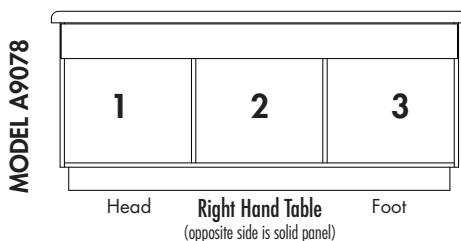
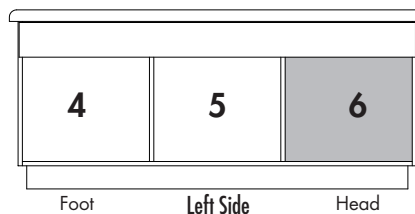
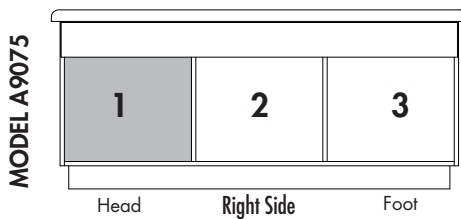
A9078 only - includes grommets for cord management



**A965 2 Drawers**



**A966 3 Drawers**



### NOTES (for A9075 Open Cabinet Table)

- Head section of table has offset support (not open pass-thru compartment – only option available is A962 Double Doors).
- If A965 or A966 Drawer option is selected, opposite side will be solid panel.

### OPTIONS

- \*A945 – Drawer Lock
- \*A946 – (1) Lock/Bolt for Double Doors
- \*99L – Left Hand Table

\*FACTORY INSTALLED

**Model A9021**

Shown as right hand table  
(standard configuration)

Shown with option: 32 - Pillow

**MODEL A9021  
RECOVERY TABLE**

- Foot end of table has a gas-spring elevating leg rest (up to 75°) and a full-extension modality drawer.
- Middle section of table has a side pullout drawer with (4) drying rods.
- Head section of table has (2) hinged doors with interior adjustable shelf offering concealed storage.
- Finished laminate back.
- Table can be used as a traditional treatment table with elevating backrest by reversing the athlete.
- Grommet holes in foot section of table and in black laminate base allow for easy cord management.
- 2" thick high-density foam upholstered tops.
- 3mm high-impact PVC edges on all door and drawer fronts.
- Laminate – Natural Oak and Wild Cherry
- Upholstery – 10 Pro-Form™ vinyl colors

**OPTIONS**

- \*A945 – Drawer Lock
- \*A946 – (1) Lock/Bolt for Double Doors
- \*99L – Left Hand Table

\*FACTORY INSTALLED

MODEL	LENGTH	WIDTH	HEIGHT
A9021	78"	30"	31"